

START eco Panel 600x600

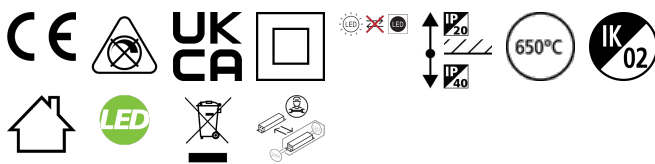
START eco Panel 600x600 3200Lm 840 LILO

0048401



Product features

- Back lit LED panel, Low Flicker, 36 W, Neutral White, 4000 K, 3200 lumens, 89 lm/W, Average lifespan: 100.000Hrs, electronic non dimmable driver. (HxWxD) 34 x 595 x 595 mm. Loop in loop out box allows for quick installation.



PRODUCT OVERVIEW

Product name	START eco Panel 600x600 3200Lm 840 LILO
Technology	LED
Housing	Aluminium, Steel
Mount	Ceiling recessed mounting
Environment	Interior
General application	Education, Office
ETIM Class	EC002892
E-number FI	4278134
Warranty	3 years
Fixture luminous flux (lm)	3200
Luminaire efficacy (lm/W)	89
Colour temperature (K)	4000
Light colour	Neutral White
CRI (Ra)	80
Colour Variation Initial (SDCM)	SDCM6
Beam Angle (°)	112
Glare control	< 22
Photobiological Risk Group	RG0
Total power consumption (W)	36
Electrical protection	Class II
Control gear type	LED driver constant current
Dimmable	No
LED Flickering Rate	Ultra low (5% or less)
Housing colour	RAL 9003 - Signal white
IP rating	IP40/20
IK rating	IK02
Product EAN number	5410288484013

DATA TABLE

General data

Product name	START eco Panel 600x600 3200Lm 840 LILO
--------------	---

START eco Panel 600x600

START eco Panel 600x600 3200Lm 840 LILO

0048401

Technology	LED
Housing	Aluminium, Steel
Mount	Ceiling recessed mounting
Environment	Interior
General application	Education, Office
Operating temperature range (°C)	-10°C - 45°C
Performance ambient temperature Tq (°C)	25
ETIM Class	EC002892
E-number FI	4278134
Warranty	3 years

Optical data

Fixture luminous flux (lm)	3200
Luminaire efficacy (lm/W)	89
Colour temperature (K)	4000
Light colour	Neutral White
CRI (Ra)	80
Colour Variation Initial (SDCM)	SDCM6
Beam Angle (°)	112
Distribution type	Symmetric
Glare control	< 22
Photobiological Risk Group	RG0

Electrical data

Total power consumption (W)	36
Mains voltage (V)	220-240V~
Lamp power factor	0.95
THD (at 230 V, 50 Hz, full load, at 100% dimming level) xx.x %	15.0
Electrical protection	Class II
Control gear type	LED driver constant current
Dimmable	No
Drive current (mA)	750
Inrush Current (A)	14.6
Inrush Duration (µs)	200
Glow Wire Test (°C)	650
Energy Efficiency Class (A->G) of contained light source	E
Nominal Frequency (Hz)	50/60Hz
LED Flickering Rate	Ultra low (5% or less)
Max. Luminaires per 10A C Breaker	45
Max. Luminaires per 13A C Breaker	60
Max. Luminaires per 16A C Breaker	74
Max. Luminaires per 20A C Breaker	93

Lifetime data

Lifespan L70 B50	100000
Lifespan L80 B20	71000

START eco Panel 600x600

START eco Panel 600x600 3200Lm 840 LILO
0048401

Physical data

Housing colour	RAL 9003 - Signal white
IP rating	IP40/20
IK rating	IK02
Diffuser material	Other
Nominal Product Length (mm)	595
Nominal Product Width (mm)	595
Nominal Product Height (mm)	34
Weight (kg)	2.295

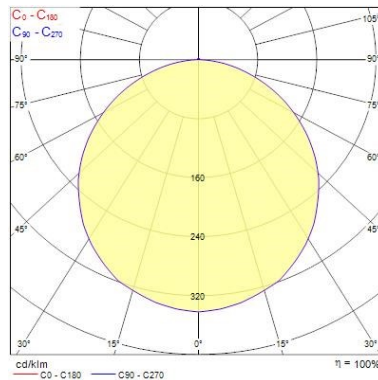
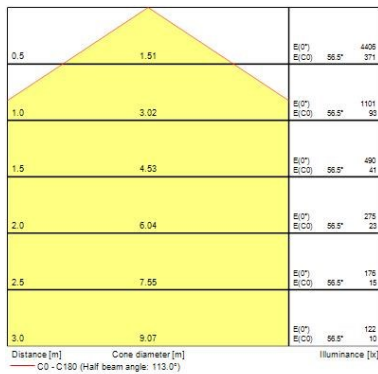
Packaging

Single packaging type	Carton
Product EAN number	5410288484013
Packaging single length / height (cm)	60.0
Packaging single width (cm)	64.5
Packaging single depth (cm)	3.8
DUN14 (outer)	15410288484010
Units per outer package	52
Packaging outer length / height (cm)	134.5
Packaging outer width (cm)	63.0
Packaging outer depth (cm)	108.0

Safety data

Optimal operating condition (°C)	-10-45
----------------------------------	--------

PHOTOMETRY



TECHNICAL DRAWINGS

START eco Panel 600x600

START eco Panel 600x600 3200Lm 840 LILO

0048401

