

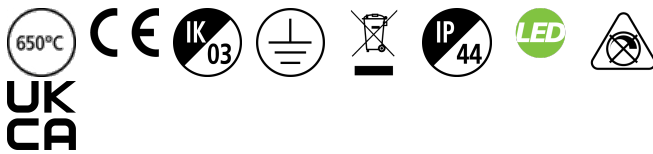
START eco Surface IP44

START ECO SURFACE IP44 500LM 830
0043114



Product features

- Ceiling / wall luminaire with integrated LED. Perfect solution for hallways, circulation spaces or foyer. Even and uniform light distribution with a halo lighting effect on the wall surface. Body Size diameter 180mm. Power 6W, output 500 lumens. Supplied with LED driver (non-dimmable). IK03 PMMA diffuser. Low maintenance with 30,000 hours LED life expectancy

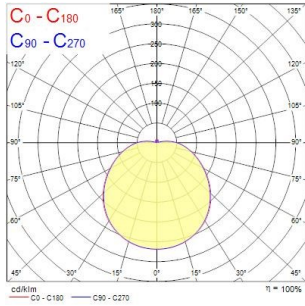


PRODUCT OVERVIEW

Product name	START ECO SURFACE IP44 500LM 830
Technology	LED
Housing	Aluminium
Mount	Ceiling surface mounting
Environment	Indoor
General application	Residential & Consumer
ETIM Class	EC002892
E-number FI	4170562
Warranty	3 years
Fixture luminous flux (lm)	500
Luminaire efficacy (lm/W)	83
Colour temperature (K)	3000
Light colour	Warm White
CRI (Ra)	80
Colour Variation Initial (SDCM)	SDCM6
Beam Angle (°)	120
Glare control	< 28
Photobiological Risk Group	RG0
Total power consumption (W)	6
Electrical protection	Class I
Dimmable	No
Housing colour	White
IP rating	IP44
IK rating	IK03
Product EAN number	5410288431147

PHOTOMETRY

START eco Surface IP44 START ECO SURFACE IP44 500LM 830 0043114

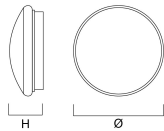


Distance (m)	Cone diameter (m)	E0° (lx)	E10° (lx)	E30° (lx)	E60° (lx)	E90° (lx)	E120° (lx)	E150° (lx)	E180° (lx)
0.5	1.80 1.86	837	31	29					
1.0	3.59 3.71	134	5	5					
1.5	5.39 5.57	60	3	3					
2.0	7.19 7.43	34	2	2					
2.5	8.98 9.29	21	1	1					
3.0	10.78 11.14	15	1	1					

Distance (m) Cone diameter (m) Illuminance (lx)

— C0 - C180 (Half beam angle: 183.4°)
— C90 - C270 (Half beam angle: 121.8°)

TECHNICAL DRAWINGS



Version	Ø	H
6W	180	75
12W	250	80
17/18W	330	96
24W	360	100